

## Benches with a shelf

## BENCHES WITH A SIMPLE SHELF

- High temperature stratified top
- Shelf with: 4x power sockets + 1x circuit breaker + 1x indicator light
- Shelf adjustable in height: maximum 400mm (depth: 400mm)
- Height of the bench: 1240mm (shelf included). Maximum load 1000kg uniformly distributed

	Thermal magnetic circuit breaker		30mA residual current circuit breaker	
Dims. (mm)	Reference ●	Reference ●	Reference ●	Reference ●
1800 x 750	GSV-187	GSO-187	GSV-187D	GSO-187D
1800 x 1000	GSV-1810	GSO-1810	GSV-1810D	GSO-1810D
2000 x 750	GSV-207	GSO-207	GSV-207D	GSO-207D
2000 x 1000	GSV-2010	GSO-2010	GSV-2010D	GSO-2010D



## BENCH WITH A SHELF &amp; A POWER CONSOLE

- Stratified top. Power console with: 6x power sockets + 1x circuit breaker + 1x indicator light
- Shelf with: 4x power sockets + 1x circuit breaker + 1x indicator light
- Shelf adjustable in height: maximum 400mm (depth: 400mm)
- Height of the bench: 1240 mm (shelf included). Maximum load 1000kg uniformly distributed (\*) for these references, only the circuit breaker of the console is a 30mA residual current type. The circuit breaker of the shelf remains a thermal magnetic one.

	Thermal magnetic circuit breaker		30mA residual current circuit breaker	
Dims. (mm)	Reference ●	Reference ●	Reference ●	Reference ●
1800 x 750	JSV-187	JSO-187	JSV-187D	JSO-187D
1800 x 1000	JSV-1810	JSO-1810	JSV-1810D	JSO-1810D
2000 x 750	JSV-207	JSO-207	JSV-207D	JSO-207D
2000 x 1000	JSV-2010	JSO-2010	JSV-2010D	JSO-2010D



## BENCH WITH A HIGH SHELF &amp; A POWER CONSOLE


- Stratified top. Power console with: 6x power sockets + 1x circuit breaker + 1x indicator light
- Shelf with: 4x power sockets + 1x circuit breaker + 1x indicator light
- Shelf adjustable in height: maximum 400mm (depth: 400mm)
- Height of the bench: 1240 mm (shelf included). Maximum load 1000kg uniformly distributed (\*) for these references, only the circuit breaker of the console is a 30mA residual current type. The circuit breaker of the shelf remains a thermal magnetic one.

	Thermal magnetic circuit breaker		30mA residual current circuit breaker	
Dims. (mm)	Reference ●	Reference ●	Reference ●	Reference ●
1800 x 750	KSV-187	KSO-187	KSV-187D	KSO-187D
1800 x 1000	KSV-1810	KSO-1810	KSV-1810D	KSO-1810D
2000 x 750	KSV-207	KSO-207	KSV-207D	KSO-207D
2000 x 1000	KSV-2010	KSO-2010	KSV-2010D	KSO-2010D



Information : All power sockets are wired. (Power cable of the console not supplied)

## RJ45 WIRED PLUG OPTION




Combination of 2 RJ45 connectors connected together in the console. The side connector A is used to connect the network input, the front connector B is for the user's connection.

ref. CARJ45

## RJ45 PLUG (NOT WIRED)

For a cable coming from your patch panel.

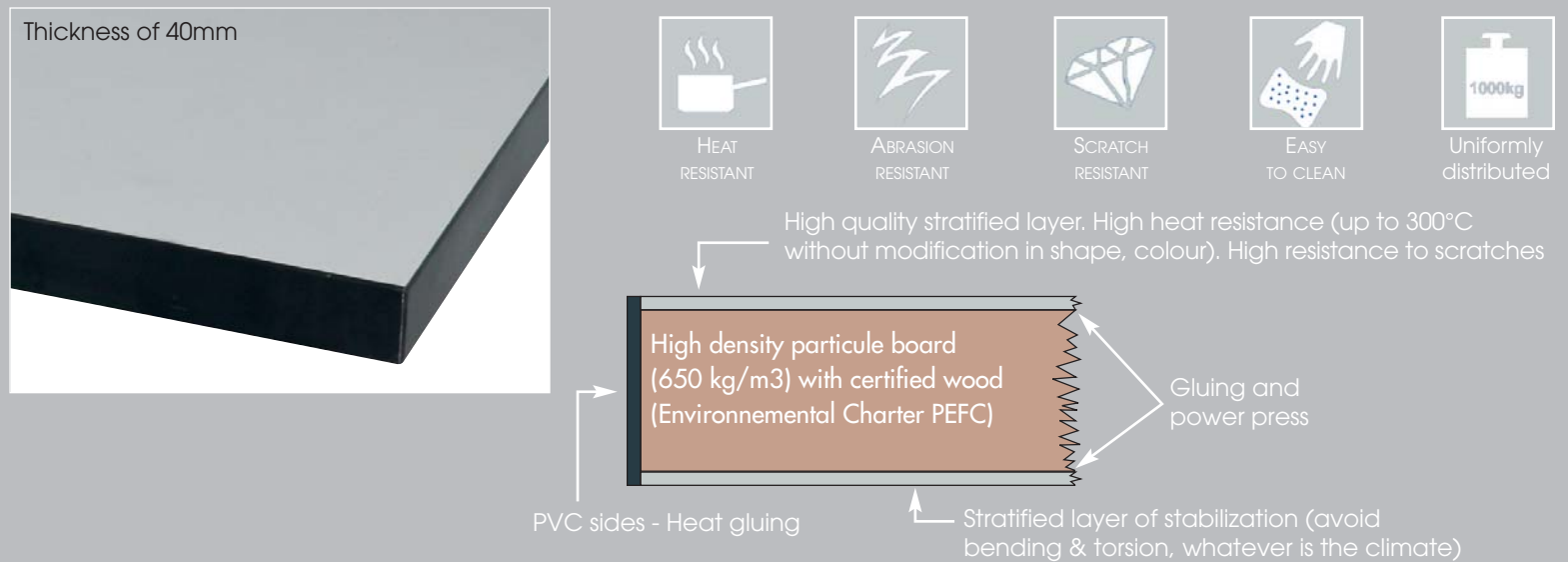
ref. SERJ45



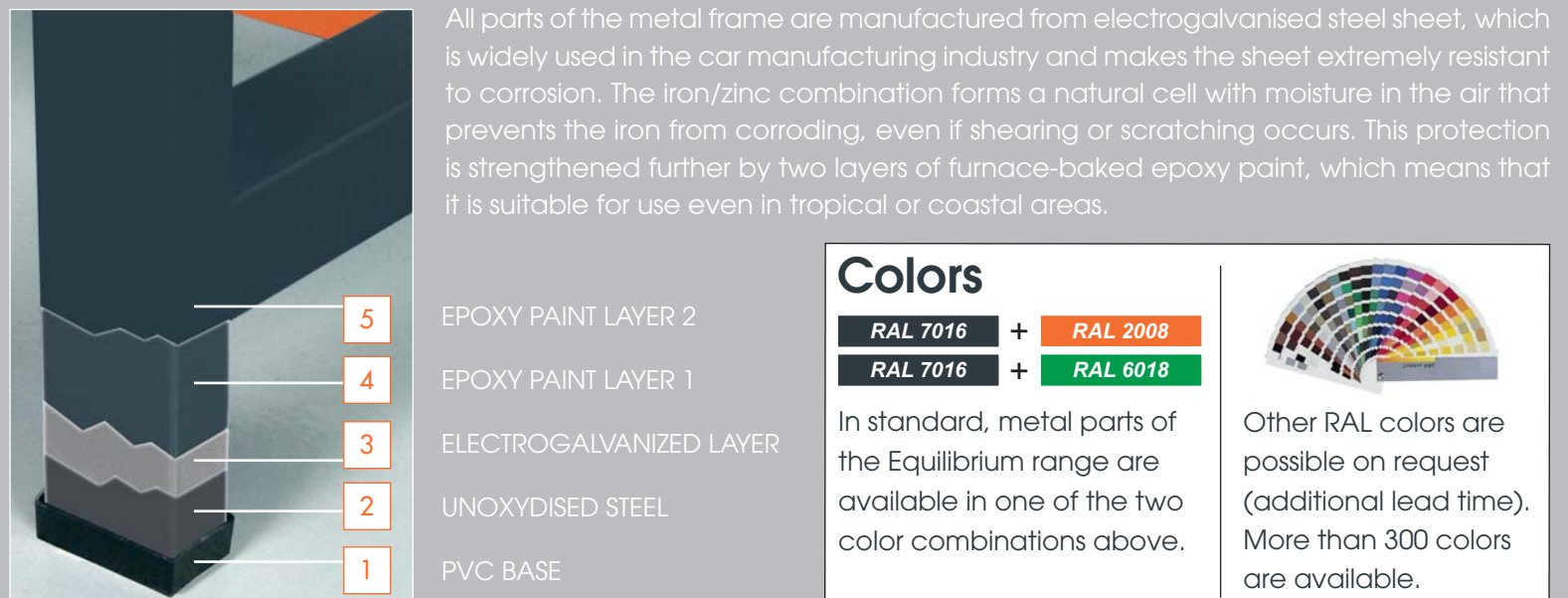
# EQUILIBRIUM RANGE

*New generation of technical furniture*

## Quality of stratified top



## Quality of steel & finishes



## Power sockets available for technical furniture



F TYPE SCHUKO  
GERMANY



E TYPE  
FRANCE



J TYPE  
SWITZERLAND



G TYPE  
UNITED KINGDOM



B TYPE  
USA